




Academica International Studies

Welcome back to 
school!



College application prep





We hope that
you had an
excellent
summer!



Things to prepare



English proficiency exams (example: TOEFL)

Confirm in advance with the universities that you're applying to and see if you are required to take an English proficiency exam to apply.



Complete any required exams!

If you have not done so already, be sure to complete any required exams (example: SAT or ACT) as soon as possible so that your scores are ready in time for the application's due date.



Request letter(s) of recommendation

Reach out to those who you would like to write a letter of recommendation on your behalf. Be sure to give the person ample time to complete the letter in advance.



Other reminders



Stay organized!

Use a calendar and reminders to ensure that you have all of the required documents prepared ahead of time. Remember that there can be different due dates for different universities.



Stay engaged!

Don't catch a case of senioritis and disregard your coursework. Be sure to continue to try your best and keep your grades up all year! Continue to participate in any extracurricular activities.



Request your official transcripts from AIS & your home school.

Remember to give your schools enough time to prepare any required documentation.



Goals for your senior year



Apply to college with confidence!

Stay organized and plan in advance. Give yourself plenty of time to complete any remaining tasks.




Stay focused on your personal goals!

Continue to work hard in school and in your personal goals! This is a special year!



Enjoy precious moments with those that you love!

This time next year, you might be living in a different city, state, or even COUNTRY! Be sure to enjoy the little things and be present in the now!



Not ready to
apply just yet?



Explore your options

If you're not ready to apply to college at this time, be sure to review your options and create an action plan with your parents/guardians. Make a list of your choices and think about your priorities!



Take notes

Take notes about where you hope to apply in the future and what the admissions requirements are for international students.

Continue to work hard and review any pertinent information.



Best of luck!

If you have any questions about the process, check out our [CAP page](#) that has some answers for frequently asked questions (FAQ) and live links for resources including tutorials, where to request your AIS transcripts, and more!

